

PRELIMINARY

X6i SHORT THROW LOUDSPEAKER FOR INSTALL



- **Pristine studio sound**
- **Exceptional bandwidth-to-size ratio**
- **Streamline design**
- **Wide directivity with consistent off-axis response**
- **Clear low frequency power with L-Vents**
- **Weather resistant IP55**



POINT SOURCE



COAXIAL



L-VENTS

ELECTRO-ACOUSTICS



X6i is a coaxial system designed for short throw installation applications that require discretion, elegance and yet power. The slender and streamlined design of X6i facilitates its integration in high-end architectural settings where it provides clear, studio-like sound.

The passive loudspeaker features a 1.5" neodymium compression driver coaxially loaded by an 6.5" low frequency transducer in a bass-reflex cabinet. This coaxial arrangement produces a 90° axisymmetric directivity with a smooth tonal response free of secondary lobes over the entire frequency range.

X6i can be driven by two presets to adapt to the acoustic needs of projects and to subwoofer coupling configurations. For strong vocal reinforcement, or when used alongside a subwoofer, the X6i preset boasts 123 dB of max SPL, down to 69 Hz. For standalone applications and close proximity listening experience, the X6i_50 preset delivers full range sound reproduction down to 54 Hz, and produces 117 dB of max SPL.

The combination of pristine yet powerful sound and elegant form makes X6i ideal for vocal or musical reinforcement in small theaters, live clubs, luxury and hospitality spaces, houses of worship, home & yacht, broadcast and recording studios.

PHYSICAL

The X6i cabinet is constructed of premium grade Baltic birch and beech plywood to ensure maximum acoustical and mechanical integrity. The slender enclosure weighs 6.3 kg / 14 lb and houses all mounting points and terminal block connectors at the rear of the loudspeaker leaving all other faces discrete and elegant.

The cabinet is designed to offer monitoring orientations, with three natural angles: 0°, 35°, and 55° with regard to vertical.

The large set of installation-friendly accessories offers a premium integration solution, reinforced by the RAL custom-colored program to blend into all types of decor.

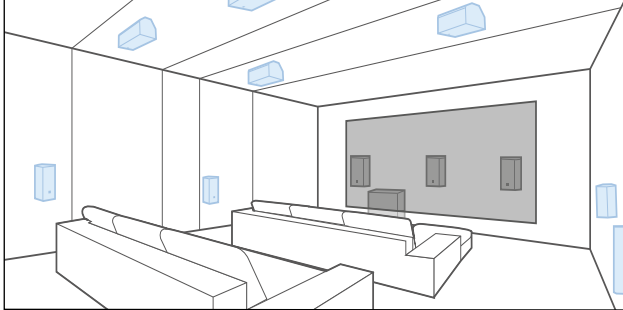
The weatherized X6i features terminal connectors behind a connector sealing plate, enabling it to reach an IP55 rating, making it ideal for outdoor operation.



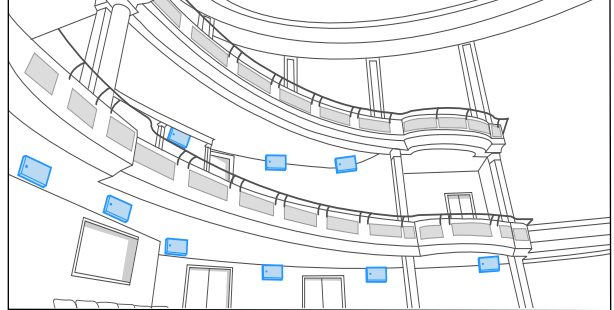
Sleek and discrete design with all mounting points and speaker connectors at the rear

APPLICATIONS

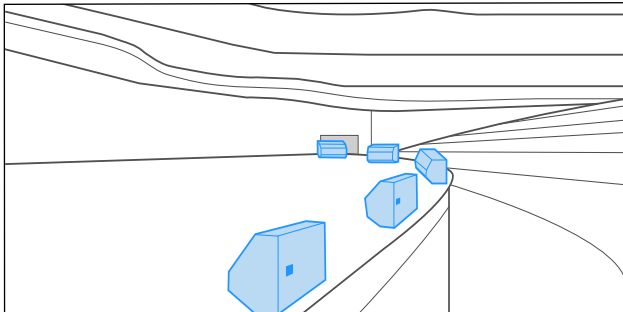
Coaxial loudspeakers generate a wide conical directivity pattern with excellent spatialization and no minimum listening distance. The coaxial technology and the combination of power and bandwidth make X6i ideal for most short throw applications, from the main system in a small House of Worship, to fill enclosures in small to medium theaters. The elegant X6i enclosure and the multiple mounting options also offer a discrete and premium solution for hospitality settings, in live clubs, home & yacht, or studios.




Surround system in home cinema setting



Distributed system dedicated to Ambiance



Fill system in theaters or performing art centers



Main system in hospitality

RIGGING

X6i can be mounted on the wall vertically or horizontally with silent blocks to prevent structural vibration that can result in unwanted noise transmission. Specific accessories allow for Pan and Tilt orientation, ground stacking, or even pole mounting.

ON-WALL

- X6i-onCW**
On-Ceiling/Wall mounting with silent blocks
- WALLx2**
Wall-mounting without silent blocks
- TILT / TILT5 / TILT15 / TILT40**
On-wall mounting (Requires TILT-SUPPORT accessory)

ON-CEILING / ON-WALL





- X6i-HBAR**
On-ceiling mounting
- VBAR**
On-ceiling mounting (Can be combined with TILTs accessories)
- PAN**
On-wall mounting (Requires TILT-SUPPORT accessory)

MISC

- CEILING-PENDANT**
- GROUND / GROUND35 / GROUND55**
Ground mounting
- POLE + SPCON**
Pole mounting + speakON adapter
- PAN + TILT**
On-wall mounting (Requires TILT-SUPPORT accessory)

AMPLIFIED CONTROLLERS

LA2Xi and LA4X are the recommended amplified controllers with one or two X6i per output channel. For multi-channel configurations, LA7.16i offers the most efficient amplification solution.

Amplified controllers	LA7.16i	LA2Xi	LA4X	LA12X
Front and back panels				
Install / Touring	Install	Install	Install / Touring	Install / Touring
In x Out	16 x 16	4 x 4 / 4 x 3 / 4 x 2 / 4 x 1	4 x 4	4 x 4
Output power (W RMS) @ 16 ohms @ 8 ohms @ 4 ohms @ 2.7 ohms	16 x 700 W 16 x 1300 W 16 x 1100 W	4 x 200 W 4 x 360 W 4 x 640 W	4 x 1000 W 4 x 1000 W	4 x 1400 W 4 x 2600 W 4 x 3300 W
Height	2U	1U	2U	2U
Weight	14.5 kg / 32 lbs	4.40 kg / 9.70 lbs	11.3 kg / 24.9 lbs	14.5 kg / 32 lbs
Drive capability				
Max. number of enclosures per channel	1	2	2	3
Max. number of enclosures per amplifier	16	8	8	12
Max SPL (Preset X6i)	123 dB	122 dB	123 dB	123 dB

SUBWOOFER

SB10: ultra-compact subwoofer (1 x 10")

SB10 + X6i: 27 Hz – 20 kHz
Max SPL of X6i preset is 123 dB
Ratio of 1 subwoofer to 1 X6i
Contour reinforced by 10 dB at 50 Hz



SB6: ultra-shallow subwoofer (2 x 6.5")

SB6 + X6i_50: 29 Hz – 20 kHz
Max SPL of X6i_50 preset is 117 dB
Ratio of 1 subwoofer to 1 X6i
Contour reinforced by 7 dB at 50 Hz



SOFTWARE

SOUNDVISION: simulation software




3D electro-acoustic & mechanical simulation software

LA Network Manager: control & monitoring software



Real-time control and monitoring up to 253 units
Multiple network topologies



Xi series: Elegance and performance for premium installations

The Xi Series is a range of installation-focused coaxial enclosures with distinct formats, bandwidth, SPL and coverage angles adapted to short throw applications. With pristine sound quality and discreet design, the Xi Series integrates elegantly in venues in search of natural and powerful sound.

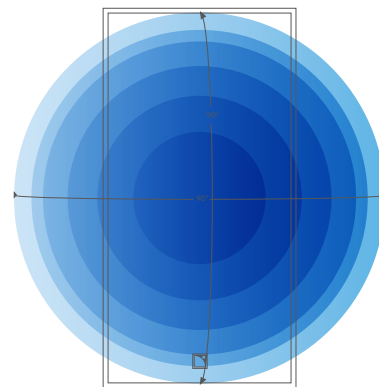
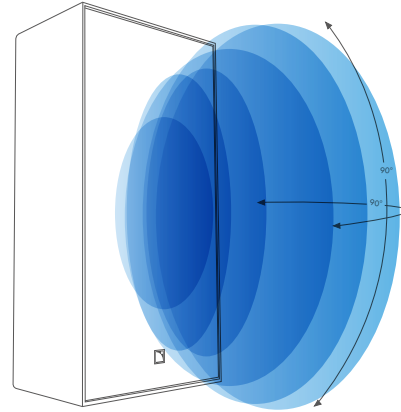
Coaxial technology allows for a compact design and constant tonal balance over distance, giving the Xi Series smooth coverage for off-axis audiences, no minimum listening distance and high feedback rejection.

COVERAGE

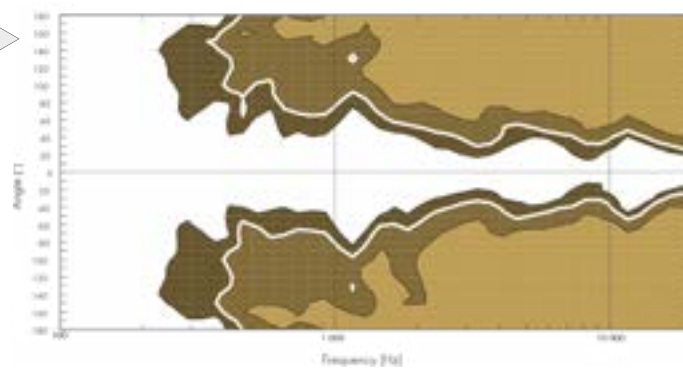
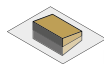
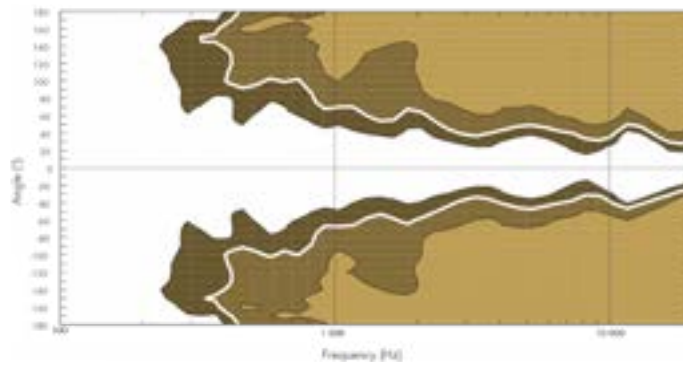
About coaxial technology

In 1989, L-Acoustics introduced the first coaxial loudspeaker enclosure for professional sound reinforcement, bringing studio quality to near-field applications for the first time. Since then, coaxial technology has been implemented in all L-Acoustics point sources.

A coaxial design approach aligns LF and HF acoustic centers to achieve a single point source radiation with coherent wavefront at all frequencies, that is free of polar lobing effects, typical of traditional horn and woofer combinations. This results in natural, studio monitor sound quality, ideal for proximity use.



BEAMWIDTH



► Dispersion angle diagram of a single X6i in vertical (top) and horizontal (bottom) plane using lines of equal sound pressure at -3 dB, -6 dB, -12 dB.

PRELIMINARY

X6i SHORT THROW LOUDSPEAKER FOR INSTALL



X6i is a point source system designed for short throw installation applications. Part of the Xi Series, X6i is a 6.5" format loudspeaker that provides high output, broad bandwidth and pristine sound in an elegant and discreet enclosure.

X6i is a two-way passive enclosure with transducers mounted coaxially to produce a 90° axisymmetric directivity with a smooth tonal response free of secondary lobes over the entire frequency range. X6i can be used with two dedicated presets, one with a focus on bandwidth and the other one with a focus on SPL.

The combination of a streamlined design with a plethora of accessories, the RAL custom-color program and IP55 make for easy integration in any decor indoor or outdoor.

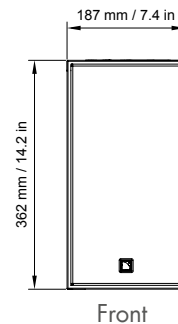
On its own, X6i is ideal for vocal or as complement to larger systems for fills applications in performing arts centers, houses of worship and corporate facilities.

Supplemented by a subwoofer, the combination of pristine yet powerful sound and elegant form makes X6i ideal for musical reinforcement in small theaters, live clubs, luxury and hospitality spaces, home & yacht, broadcast and studios or as surround in a home cinema setting.

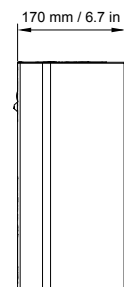


SPECIFICATIONS

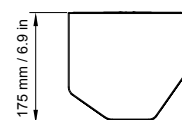
Description	2-way passive coaxial enclosure amplified by LA7.16(j) / LA2Xi / LA4X / LA12X	
Preset	[X6i_50]	[X6i]
Usable bandwidth (-10 dB)	54 Hz - 20 kHz	69 Hz - 20 kHz
Maximum SPL^{1,2}	117 dB	123 dB
Nominal directivity (-6 dB)	90° axisymmetric	
Monitor angle³	35° / 55°	
Transducers	LF: 1 x 6.5" HF: 1 x 1.5" neodymium compression driver	
Acoustical load	Bass-reflex, L-Vents	
Nominal impedance	8 Ω	
Connectors	4-point terminal block with push-in connection and connector sealing plate	
Rigging and handling	8 M6 inserts	
Weight (net)	6.3 kg / 14 lb	
Cabinet	Premium grade Baltic birch and beech plywood	
Front	Steel grill with anti-corrosion coating	
Finish	Dark grey brown Pantone 426C Pure white RAL 9010 Custom RAL code on special order	
IP	IP55	



Front



Side



Top

¹ - Peak level at 1 m under free field conditions using pink noise with crest factor 4 (preset specified in brackets).

² - For Max SPL values using LA2Xi, refer to LA2Xi system specification sheet.

³ - With regard to vertical

SB 10 ULTRA-COMPACT SUBWOOFER

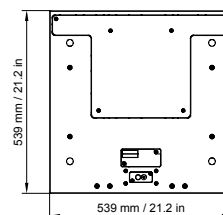
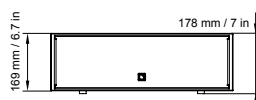


Description	Ultra compact subwoofer: 1 x 10" amplified by LA7.16i / LA2Xi / LA4X / LA12X		
	Preset [SB10_60]	Preset [SB10_100]	Preset [SB10_200]
Low frequency limit (-10 dB)	25 Hz	27 Hz	29 Hz
Maximum SPL^{1,2}	119 dB	122 dB	124 dB
Nominal directivity	Standard		
Transducers	1 x 10" cone driver		
Acoustical load	Bass-reflex, L-Vents		
Nominal impedance	8 Ω		
Connectors	4-point terminal block with push-in connection and connector sealing plate		
Rigging and handling	SB10i: 12 x M6 inserts for on-wall and on-ceiling accessories (SB10i-onCW) SB10r inWall / inCeiling / inTile recessed versions		
Weight (net)	14 kg / 31 lb		
Cabinet	Premium grade Baltic birch plywood		
Front	Coated steel grill Acoustically neutral 3D fabric		
Finish	Dark grey brown Pantone 426 C Pure white RAL 9010 Custom RAL code on special order		
IP	IP55		

¹ Peak level at 1 m under half space conditions using pink noise with crest factor 4 (preset specified in brackets).
² For Max SPL values using LA2Xi, refer to LA2Xi system specification sheet.



DIMENSIONS



Bottom

SB6 ULTRA-SHALLOW SUBWOOFER



L-VENTS

Description	Ultra-shallow subwoofer: 2 x 6,5" amplified by LA7.16i / LA2Xi / LA4X / LA12X		
	Preset [SB6_60]	Preset [SB6_100]	Preset [SB6_200]
Low frequency limit (-10 dB)	29 Hz	29 Hz	32 Hz
Maximum SPL^{1,2}	110 dB	111 dB	115 dB
Nominal directivity	Standard		
Transducers	2 x 6.5" neodymium cone driver		
Acoustical load	Bass-reflex, L-Vents		
Nominal impedance	4 Ω		
Connectors	4-point terminal block with push-in connection and connector sealing plate		
Rigging and handling	SB6i: 8 x M6 inserts for on-wall and on-ceiling accessories (SB6i-onCW) and safety SB6r inWall / inCeiling / inTile recessed versions		
Weight (net)	8,6 kg / 19 lb		
Cabinet	Premium grade Baltic beech and birch plywood		
Front	Coated steel grill Acoustically neutral 3D fabric		
Finish	Dark grey brown Pantone 426 C Pure white RAL 9010 Custom RAL code on special order		
IP	IP55		

¹ Peak level at 1 m under half space conditions using pink noise with crest factor 4 (preset specified in brackets).
² For Max SPL values using LA2Xi, refer to LA2Xi system specification sheet.

INTEGRATION

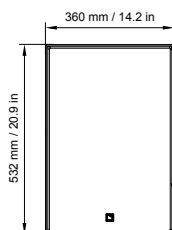


▶ SB6i
with SB6i-onCW accessory

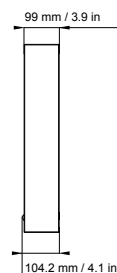


▶ SB6r inWall
▶ SB6r inCeiling
▶ SB6r inTile

DIMENSIONS



Front



Side